






Bulletin 140G
Molded Case Circuit Breakers
 Accessories

Additional Accessories

	Description	Frame Size	Cat. No.			
	Trip Test Unit	All	140G-ELTT			
 <i>Representative Photo</i>	Padlockable Handle Block Padlocking Hasp Lock-OFF only	G, I	140G-G-PL			
		H, J	140G-H-PL			
		N	140G-N-PL			
		NS	140G-NS-PL			
		R	140G-R-PL			
					140G-N-SINT	
	Direct Mechanical Lock to Door	N, NS	140G-N-SINT			
			3-Pole Cat. No.	4-Pole Cat. No.		
 <i>Representative Photo</i>	Replacement Mounting Hardware Metric threads	G, I	★ 140G-G-MH3	‡ 140G-G-MH4		
		H, J	—	★ 140G-H-MH4		
		K	—	§ 140G-K-MH4		
		M	—	§ 140G-M-MH4		
		N, NS	—	§ 140G-N-MH4		
		G	140G-G-DRA	140G-G-DRA4		
			140G-H-DRA			
	DIN Rail Adapter Adapts to 35 mm DIN Rail	H, J	140G-H-DRA			
 <i>Representative Photo</i>		I	140G-I-DRA	140G-I-DRA4		
 <i>Representative Photo</i>	Escutcheon Plates Finish Frame with Marking provision window. For flush mounted (to door) MCCB applications.	G	140G-G-EP3	140G-G-EP4		
		H	140G-H-EP3	140G-H-EP4		
		I	140G-I-MH3	140G-I-MH4		
		J	140G-J-MH3	140G-J-MH4		
		K	140G-K-MH3			
		M	140G-M-MH3			
		N, NS	140G-N-MH3			
		R	140G-R-MH3			
					140G-N-BC12	
					140G-R-BC12	
	IP54 Door protection Transparent plastic cover flush mounted to the enclosure door. Mounted on hinges and provided with a keyed lock.	N, NS	140G-N-BC12			
 <i>Representative Photo</i>		R	140G-R-BC12			

- ★ Pkg. Qty. 2
- ‡ Pkg. Qty. 3
- § Pkg. Qty. 4