









Accessories 140M, 140-CMN

Accessories 140M, 140-CMN

Description	Term. No.	N.O. N.C.		For Use With	Cat. No.
		N.O.	N.C.		
Screw Terminals					
 Front-Mounted Auxiliary Contact • 1-pole or 2-pole • No additional space required • Only 1 per device	13-14	1	0	140M-C, D, F; 140U-D (UL489 only in combination with 140M-C-AFC)	* 140M-C-AFA10
	11-12	0	1		140M-C-AFA01
	13-14, 21-22	1	1		* 140M-C-AFA11
	13-14, 23-24	2	0		140M-C-AFA20
	11-12, 21-22	0	2		140M-C-AFA02
 Right Side-Mounted Auxiliary Contact • 2-pole • Adds 9 mm to the width of the device • Two per MPCB	33-34, 43-44	2	0	140M-C, D, F	140M-C-ASA20
	31-32, 41-42	0	2		140M-C-ASA02
	33-34, 41-42	1	1		* 140M-C-ASA11
 Front-Mounted Trip Contact • 2-pole • Indicates tripping of device • No additional space required	13-14, 27-28	2	0	140M-C, D, F; 140U-D (UL489 only in combination with 140M-C-AFC)	140M-C-AFAR10A10
	11-12, 27-28	1	1		140M-C-AFAR10A01
 Right-Side Mounted Trip Contact • 2-pole • Indicates tripping of motor protection circuit breaker • Adds 9 mm to the width of the circuit breaker • One only per MPCB • A right-side mounted auxiliary contact may be tandem mounted on top of this trip contact	57-58, 67-68	2	0	140M-C, D, F	140M-C-ASAR10M10
	57-58, 65-66	1	1		140M-C-ASAR10M01
	55-56, 67-68	1	1		140M-C-ASAR01M10
	55-56, 65-66	0	2		140M-C-ASAR01M01
	77-78, 65-66	1	1		140M-C-ASAM11
Spring Clamp Terminals					
 Front-Mounted Auxiliary Contact 1-pole or 2-pole No additional space required - Only 1 per MPCB	13-14	1	0	140M-C, D, F; 140M-RC	140M-RC-AFA10
	11-12	0	1		140M-RC-AFA01
	13-14, 21-22	1	1		140M-RC-AFA11
Front-Mounted Auxiliary Contact 1-pole or 2-pole No additional space required	13-14, 23-24	2	0	140M-C, D, F; 140M-RC	140M-RC-AFA20
	13-14, 27-28	2	0		140M-RC-AFAR10A10
 Front-Mounted Trip Contact 2-pole Indicates tripping of device No additional space required	11-12, 27-28	1	1	140M-C, D, F; 140M-RC	140M-RC-AFAR10A01

* May be ordered in package quantities of 10. Add letter M to the end of the cat. no. (Example: 140M-C-AFA10M).